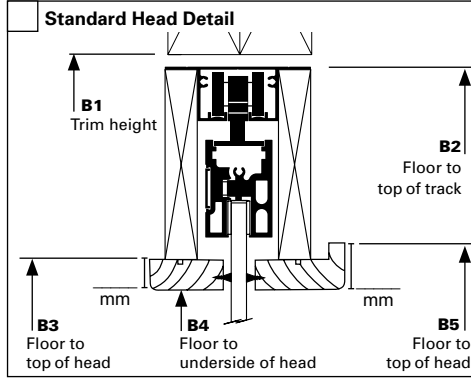
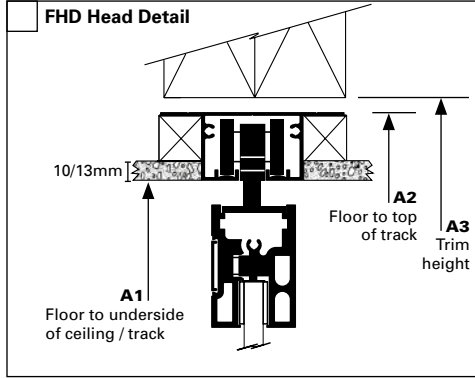


Customer _____
 Rep initials _____ Date _____
 Address/contact _____
 Door location _____



Only one Door per Form

Please match one of the Head Detail drawings with one of the Plan View drawings.



Door diagram

Please note if glass finish is handed.

Critical height dimension agreed: **A1 A2 A3 B1 B2 B3 B4 B5** (Circle one only) is: _____ mm.

Floor Details

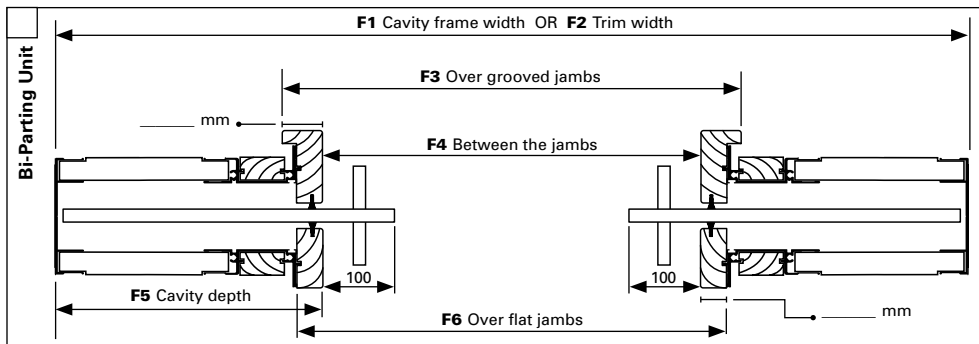
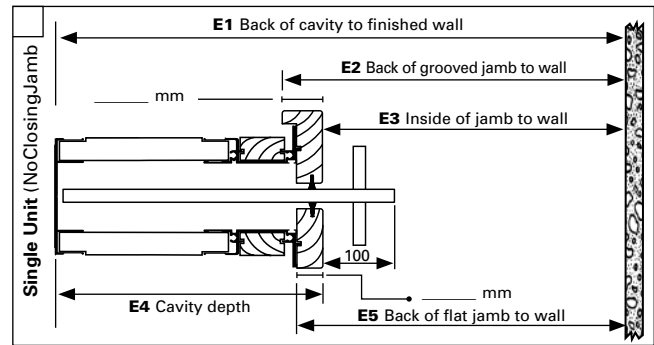
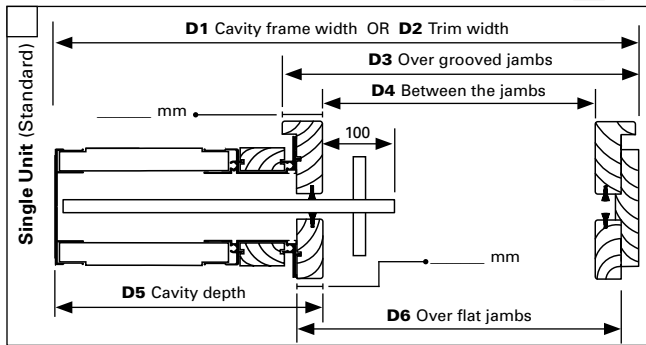
- Will Cavity frame sit hard on top of the floor? Yes No
- Is the floor existing at time of site measure? Yes No
- Proposed thickness of floor covering = _____ mm
- Is a gap under the door of 25mm (before floor coverings) acceptable? Yes No
- Add _____ mm (max 15) to door height **OR** reduce Cavity height by _____ mm (max 15) to reduce under door gap.
- Is ceiling batten in place? Yes No
- Is framing / resizing required on site? Yes No
- Dimensions given by builder (not measured) Yes No

Door

- Height _____ Width _____
- Type _____
- Glass _____
- Finish _____
- H/W _____
- H/W height _____
- Who is supplying the door?
 Cust. CS No door

Wall configuration

- 10/90/10
- 13/90/13
- Other _____



Mutually Agreed Critical Measurement of Dimension:

- D1 D2 D3 D4 D5 D6**
- E1 E2 E3 E4 E5**
- F1 F2 F3 F4 F5 F6**

(Please circle one only)
 is: _____ mm.

Please contact your rep for job progress enquiries or contact your nearest office:

Signed by CS FOR DOORS rep _____
 Rep's contact no. _____
 Signed by (or on behalf of customer) _____
 Print name _____

Auckland Head Office

T 09 276 0800
 F 09 276 2525

Christchurch

T 03 348 6158
 F 03 348 6150

Waikato

T 07 928 0800
 F 07 928 2525

Wellington

T 04 473 9994
 F 04 473 9995